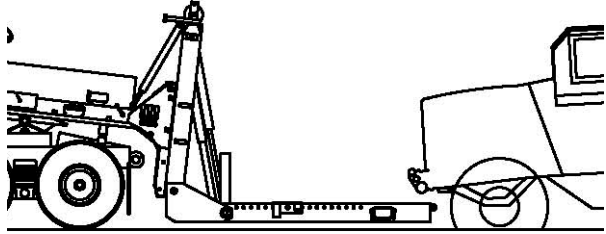
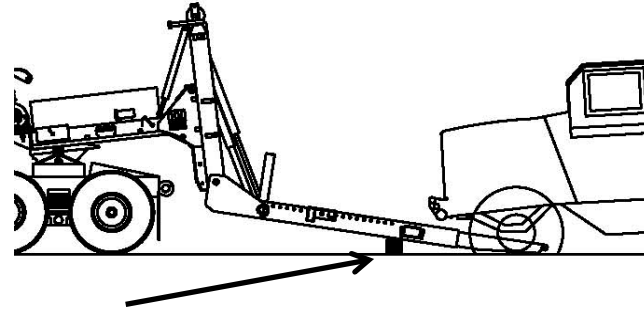


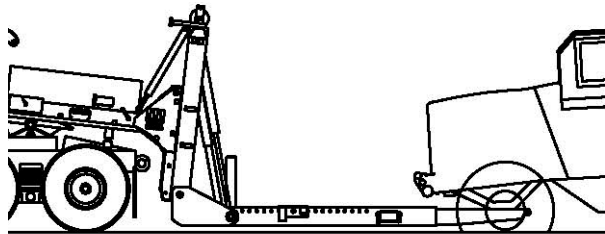
# PRE-PICKING




Back up to just in front of the vehicle being pre-picked.



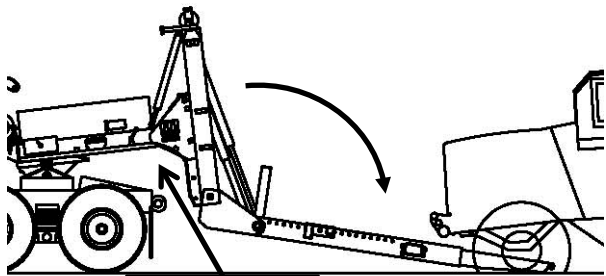
Place blocking under the booms to the rear of the boom cross-member.



“Extend” the extensions several feet, just under the axle to be pre-picked.

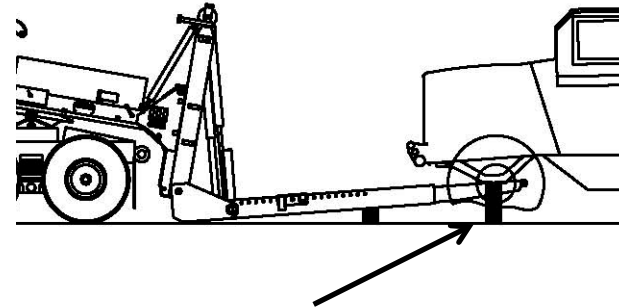


“Retract” the booms. The blocking allows the booms to act like a seesaw and will lift the axle of the truck.



Stow legs

“Extend” the booms and stow the transport legs.



Block the axle or the tires. Return the FWTD to the original position and back under the truck for a normal pick.